

## VIPHealth Web Login Instructions

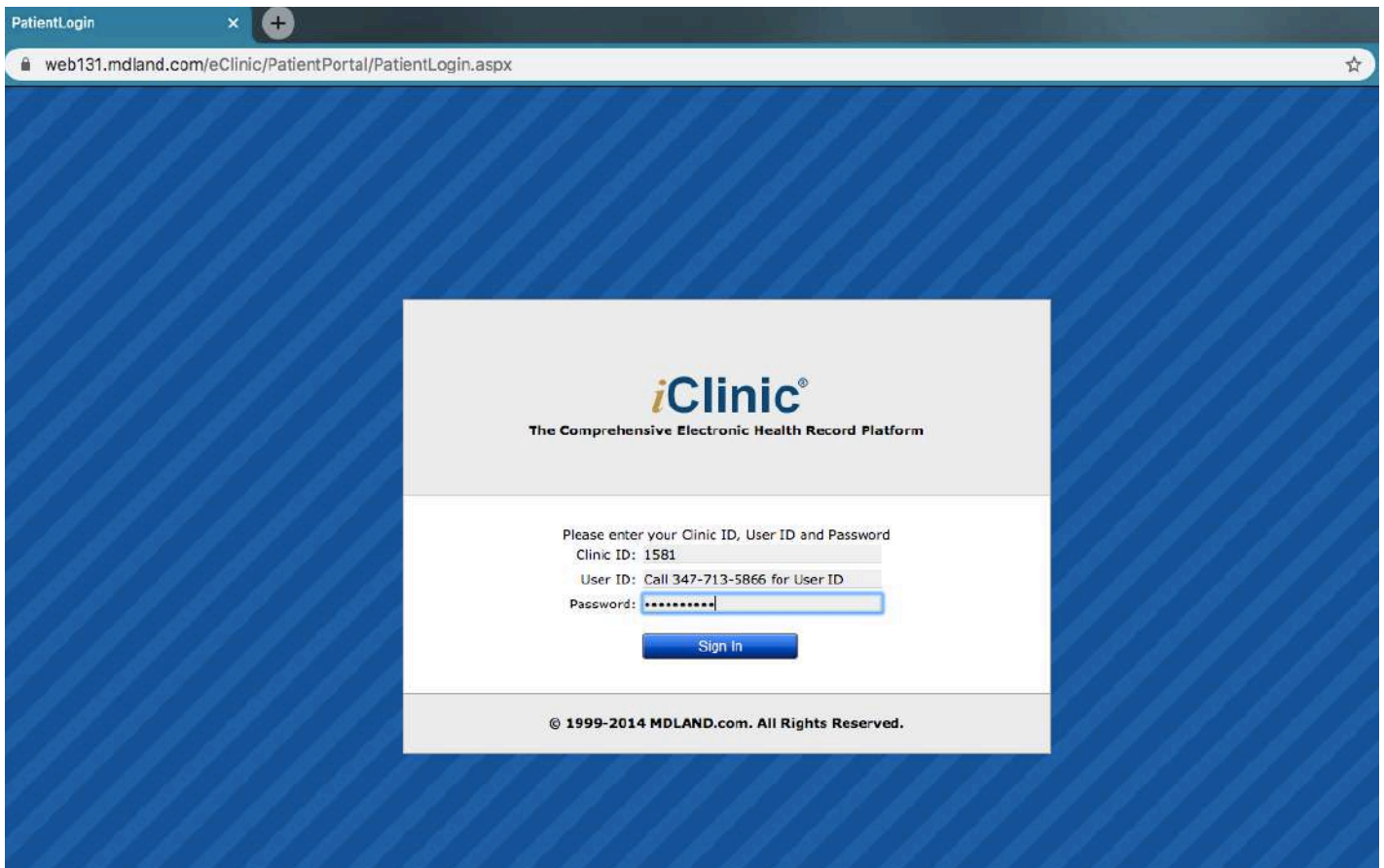
Click the Link to sign up for VIP Health Online:

<https://web37.mdland.com/eClinic/PatientPortal/PatientLogin.aspx>

Clinic ID:1581

User ID: Call 347-713-5866 and a staff will provide your User ID

Password: your birth date in this exact format: yyyy-mm-dd (for example: 1900-01-30)



PatientLogin x +

web131.mdland.com/eClinic/PatientPortal/PatientLogin.aspx ☆

**iClinic®**  
The Comprehensive Electronic Health Record Platform

Please enter your Clinic ID, User ID and Password

Clinic ID: 1581

User ID: Call 347-713-5866 for User ID


Password: [REDACTED]

Sign in

© 1999-2014 MDLAND.com. All Rights Reserved.

## VIPHealth Mobile Login Instructions

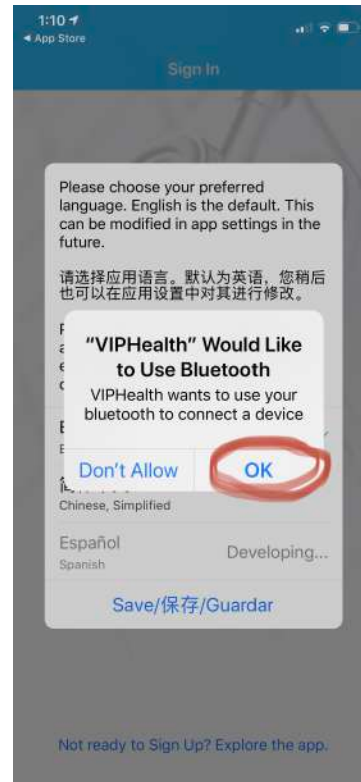
1. Go to [App Store](#) or [Google Play](#)



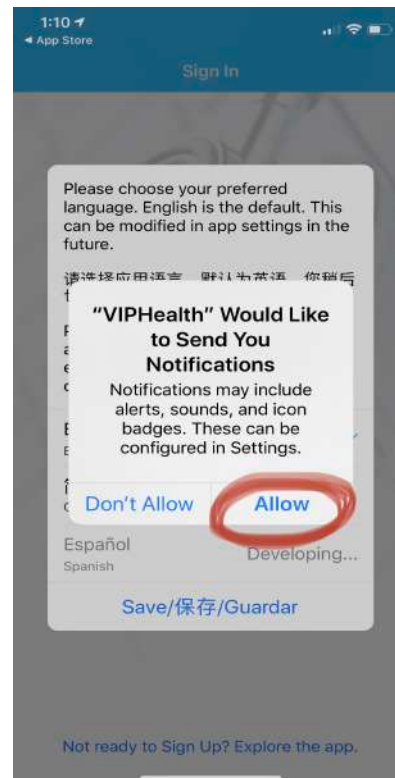
2. Search “viphealth”




4. Allow Bluetooth



5. Allow Notifications



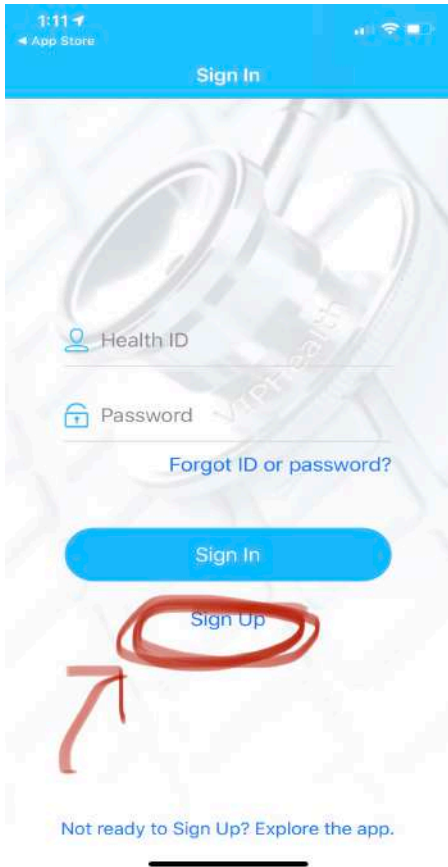
3. Download/Install and Open



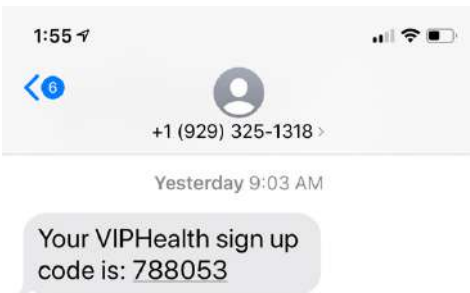
## 6. Choose language



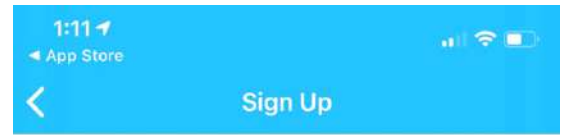
7. Click sign up



8. Call 718-666-7511 OR 347-713-5866 and ask for a registration code




9. Click registration code



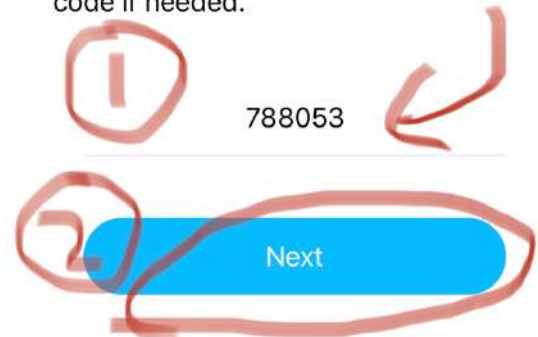
You can obtain a registration code or QR code from your physician who utilizes iClinic EHR.

No registration & QR code? Please register as a guest.

10. Enter Registration Code and click NEXT



Each registration code is one-time use and will be invalid once used or upon expiration. Please request another code if needed.



11. Input New Password

12. Login with given Username and your new password and click Sign in

